



UYGULAMA - 5

Aşağıda verilen açılar açıölçer yardımıyla çiziniz.


a. Dar Aç




b. Doğru Aç




c. Dik Aç




d. Geniş Aç



d. 45°



f. 120°




www.mavimatematik.com

www.mavimatematik.com


UYGULAMA - 5

Aşağıda verilen açılar açılı ölçer yardımıyla çiziniz.


g. 100°




h. 90°




i. 180°




i. 360°



j. 60°



k. 175°



www.mavimatematik.com

www.mavimatematik.com



Uygulama - 5'in cevap anahtarına ulaşmak için karekodu okutunuz.